

### Description

The plug-in card V 719 is an 8-channel input card with integrated sample-rate converter (SRC) for the input of AES3, AES3-id or S/PDIF signals into the VADIS system. The signal format is determined per channel by means of a jumper.

### Specification

#### AES3 input

Number of channels	8, balanced, with transformers
Connector	2 x D-SUB 15-pin, female
Input signal	10 V <sub>pp</sub> max., 200 mV min.
Input impedance*110 Ω typ.	
Current consumption	800 mA typ.
Supply voltage	5 ±0.25 V
Data format	IEC 958, AES3-1992

#### SPDIF/AES3-id input

Number of channels	8, unbalanced, with transformers
Connector	2 x D-SUB 15-pin, female
Input signal	2 V <sub>pp</sub> max., 200 mV min.
Input impedance	*75 Ω typ.
Current consumption	800 mA typ.
Supply voltage	5 ±0.25 V
Data format	IEC 958, AES3id-1995, S/PDIF

#### Sample-rate converter

Number of SRC	8
Word length	Input 24 bit Output 24 bit
Sample-rate range	Input 32 - 56 kHz
THD + N	117 dB @ F <sub>SIN</sub> = 48 kHz, F <sub>SOUT</sub> = 44.1 kHz, 20 Hz - 20 kHz 117 dB @ F <sub>SIN</sub> = 44.1 kHz, F <sub>SOUT</sub> = 48 kHz, 20 Hz - 20 kHz
Dynamic range	128 dB @ F <sub>SIN</sub> = F <sub>SOUT</sub>

\* Input impedance is set by jumper for each AES channel.

Technology by KLOTZ DIGITAL

Specifications subject to change without notice



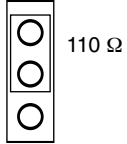
1601 JACK MCKAY BLVD. / ENNIS, TEXAS 75119 U.S.A.  
TELEPHONE: (800) 876-3333 / FAX (800) 765-3435

AtlasSound.com

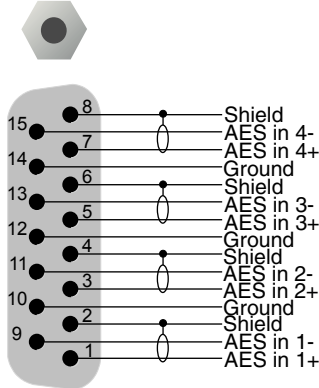
**Pin configuration**

**D-SUB 15-pin, female**  
**AES/SRC input card, AES3 format**

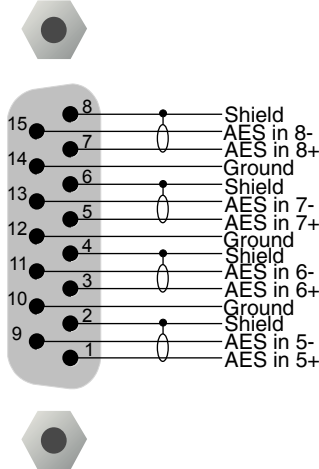
**Termination**  
**J4 - J11**



**Connector 1**



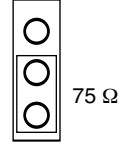
**Connector 2**



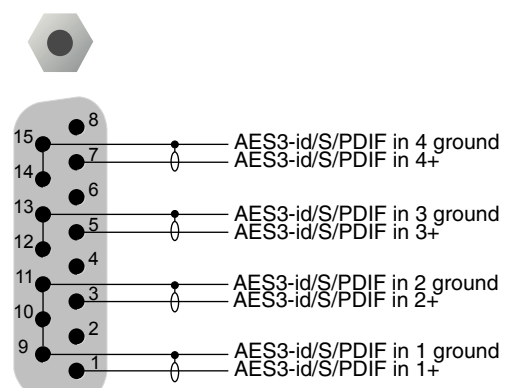
**D-SUB 15-pin, female**  
**AES / SRC input card, AES3-id /**

**S/PDIF format**

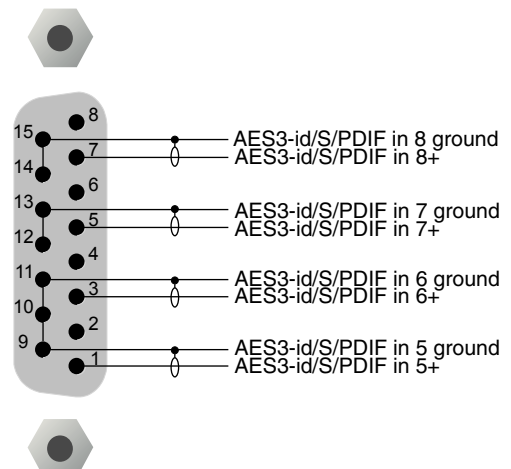
**Termination**  
**J4 - J11**



**Connector 1**



**Connector 2**



*Specifications subject to change without notice*



1601 JACK MCKAY BLVD. / ENNIS, TEXAS 75119 U.S.A.  
 TELEPHONE: (800) 876-3333 / FAX (800) 765-3435

**AtlasSound.com**